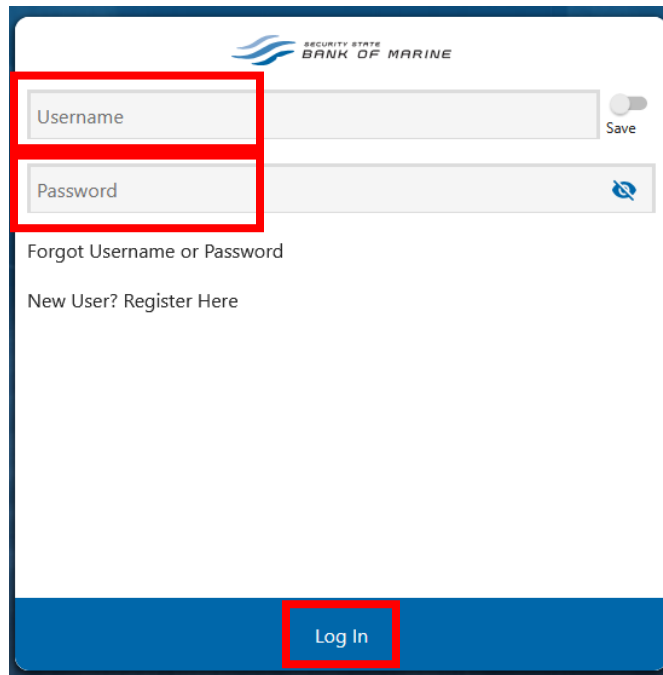


Digital Banking Registration Converted User

Go to www.themarinebank.com and Select **Digital Banking Login**

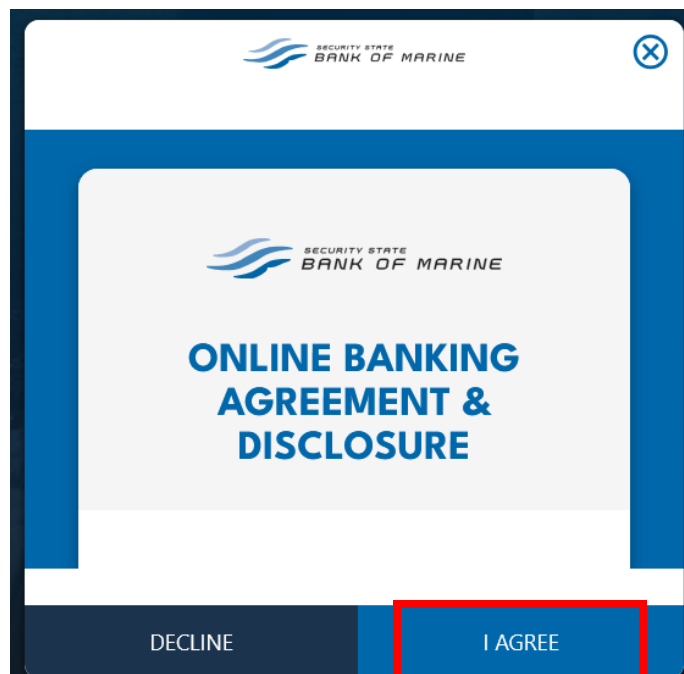
Enter **Username** and **Password** (use previous online banking credentials)

Log In



The screenshot shows the login interface for Security State Bank of Marine. At the top, the bank's logo and name are displayed. Below the logo, there are two input fields: "Username" and "Password". Both fields are highlighted with red boxes. To the right of the Username field is a "Save" toggle switch. To the right of the Password field is a "Show/Hide" icon. Below the input fields, there are two links: "Forgot Username or Password" and "New User? Register Here". At the bottom of the page, there is a blue bar with a "Log In" button, which is also highlighted with a red box.

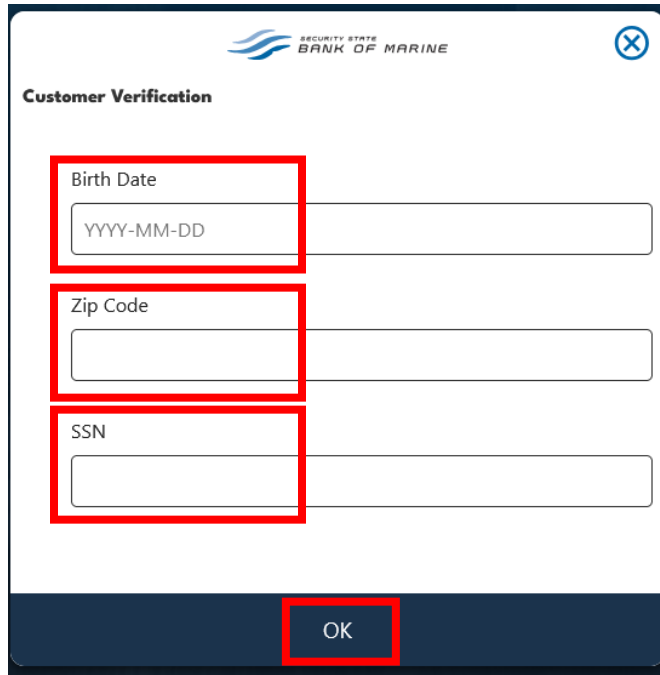
Read Disclosure and Select **I AGREE**



The screenshot shows the "ONLINE BANKING AGREEMENT & DISCLOSURE" screen for Security State Bank of Marine. The screen features the bank's logo and name at the top. The main content area contains the text "ONLINE BANKING AGREEMENT & DISCLOSURE" in large, bold, blue letters. At the bottom of the screen, there are two buttons: "DECLINE" and "I AGREE". The "I AGREE" button is highlighted with a red box.

Enter **Birth Date** (note the format, YYYY-MM-DD), **Zip Code** and **SSN**

Click **OK**

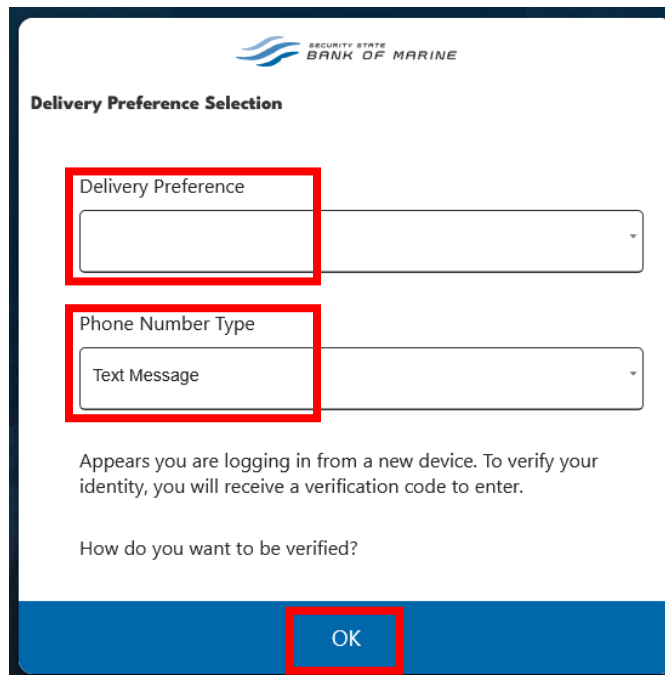


The image shows a mobile application screen titled "Customer Verification" for Security State Bank of Marine. It features three input fields: "Birth Date" with a placeholder "YYYY-MM-DD", "Zip Code", and "SSN". Each field is highlighted with a red box. At the bottom, there is a dark blue bar with a white "OK" button, also highlighted with a red box.

Use **Drop Down** to select **Phone Number** or **Email Address**

Use Drop Down to decide if you'd like **Text Message**, **Voice** and **E-mail Delivery**

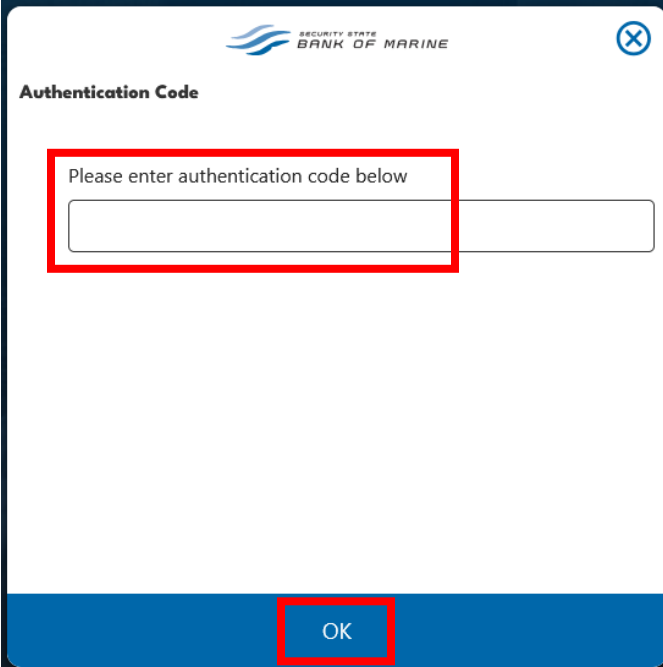
Click **OK**



The image shows a mobile application screen titled "Delivery Preference Selection" for Security State Bank of Marine. It features two drop-down menus: "Delivery Preference" and "Phone Number Type", both highlighted with red boxes. The "Phone Number Type" menu currently shows "Text Message". Below the menus, there is a message: "Appears you are logging in from a new device. To verify your identity, you will receive a verification code to enter." and a question: "How do you want to be verified?". At the bottom, there is a blue bar with a white "OK" button, highlighted with a red box.

Enter **Authentication Code** you received

Click **OK**



SECURITY STATE
BANK OF MARINE

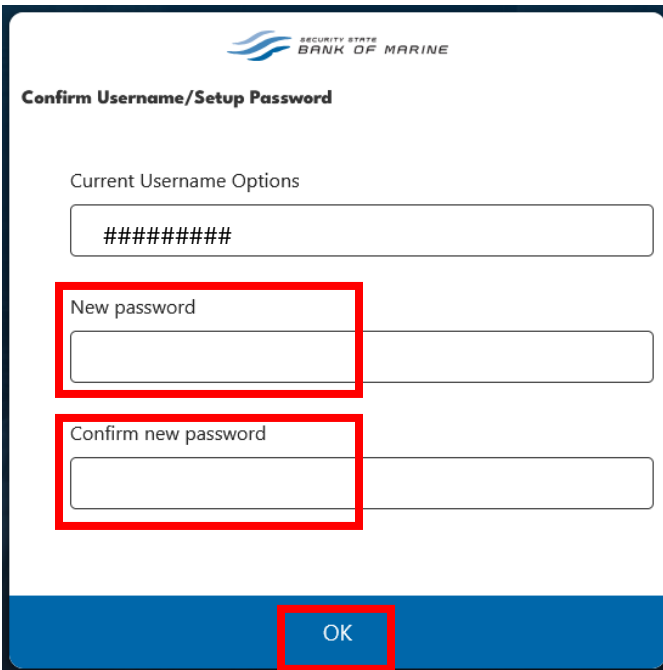
Authentication Code

Please enter authentication code below

OK

Create **New Password** and **Confirm**

Click **OK**



SECURITY STATE
BANK OF MARINE

Confirm Username/Setup Password

Current Username Options

New password

Confirm new password

OK

You should now be logged in to our New Digital Banking!